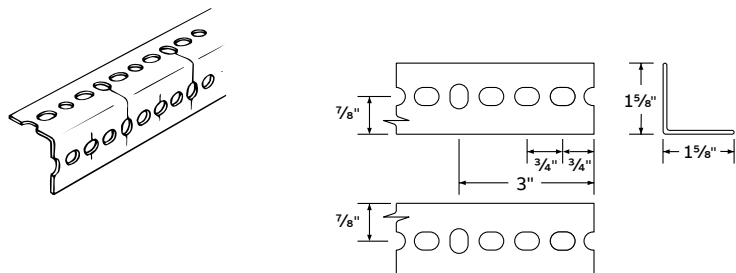


Right angle slotted angle systems

Slotted angle, heavy-duty & extra heavy-duty

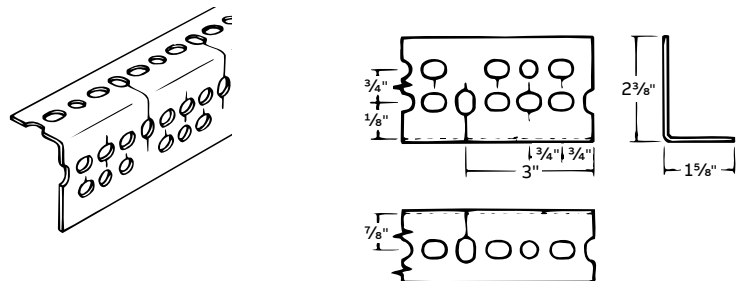
Type RA-160 Slotted angle

Cat. No.	Length (ft)	(ft) per pkg.	Weight per 100 ft (lbs)
RA-160-10	10	50	75
RA-160-12	12	60	75



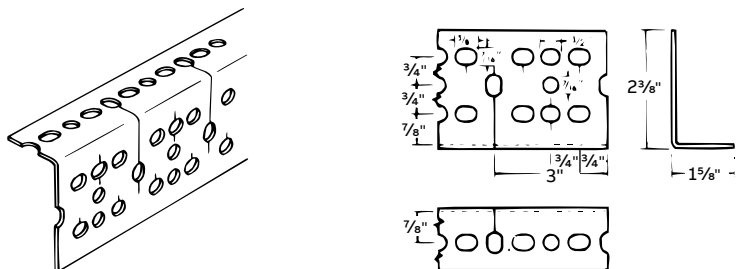
Type RA-225 – For heavy-duty

Cat. No.	Length (ft)	(ft) per pkg.	Weight per 100 ft (lbs)
RA-225-10	10	50	93
RA-225-12	12	60	93



Type RA-300 – For extra heavy-duty

Cat. No.	Length (ft)	(ft) per pkg.	Weight per 100 ft (lbs)
RA-300-10	10	50	135
RA-300-12	12	60	135



Type RA-160 slotted angle

- 1 5/8" x 1 5/8" x .080" (14 gauge)
- Designed for light-duty applications where extra strength is not a requirement
- Ideal material for light racking and shelving
- Packaged in five 10 ft or 12 ft lengths complete with thirty-six 3/8" x 5/8" long hex head bolts and nuts
- Standard package 10' lengths: 39 lbs, 12' lengths: 48 lbs

Type RA-225 – For heavy-duty

- 2 3/8" x 1 5/8" x .080" (14 gauge)
- Wide range versatility for nearly every type of framing
- Well suited for electrical applications
- Slot-and-hole pattern provides ready-made anchoring points for panel-board framing and fixtures of all kinds
- Packaged in five 10 ft or 12 ft lengths complete with thirty-six 3/8" x 5/8" long hex head bolts and nuts
- Standard package 10' lengths: 48 lbs, 12' lengths: 56 lbs

Type RA-300 – For extra heavy-duty

- 3 1/8" x 1 5/8" x .104" (12 gauge)
- Used where heavy loads are involved
- Racks and shelving for heavy material and large structures such as ramps and balconies are typical uses
- Packaged in five 10 ft or 12 ft lengths complete with thirty-six 3/8" x 3/4" long hex head bolts and nuts
- Standard package 10' lengths: 72 lbs, 12' lengths: 84 lbs